Multiple District J

As of October 2026 Cumulative

Year	New Clubs	Dropped Clubs	Gain/ Loss Clubs	New Members	Charter Members	Reinstate Members	Transfer Members	Total Member Added	Total Members Dropped	Gain/ Loss Members
2022-2023	5	1	4	254	124	13	17	408	556	-148
2023-2024	2	6	-4	256	54	4	17	331	439	-108
2024-2025	4	2	2	226	95	36	25	382	400	-18
2025-2026	1	1	0	371	36	11	23	441	367	74
2026-2027	1	0	1	36	21	8	5	70	71	-1
Average	**3**	**2**	**1**	**229**	**66**	**14**	**17**	**326**	**367**	**-40**

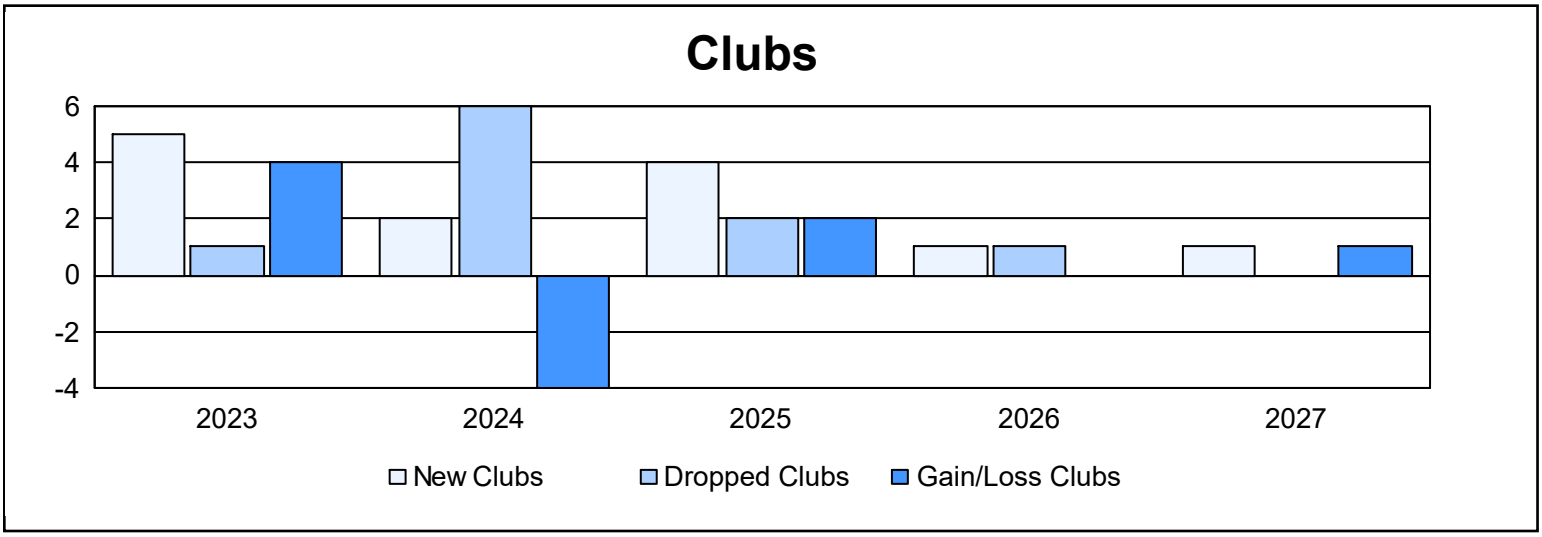

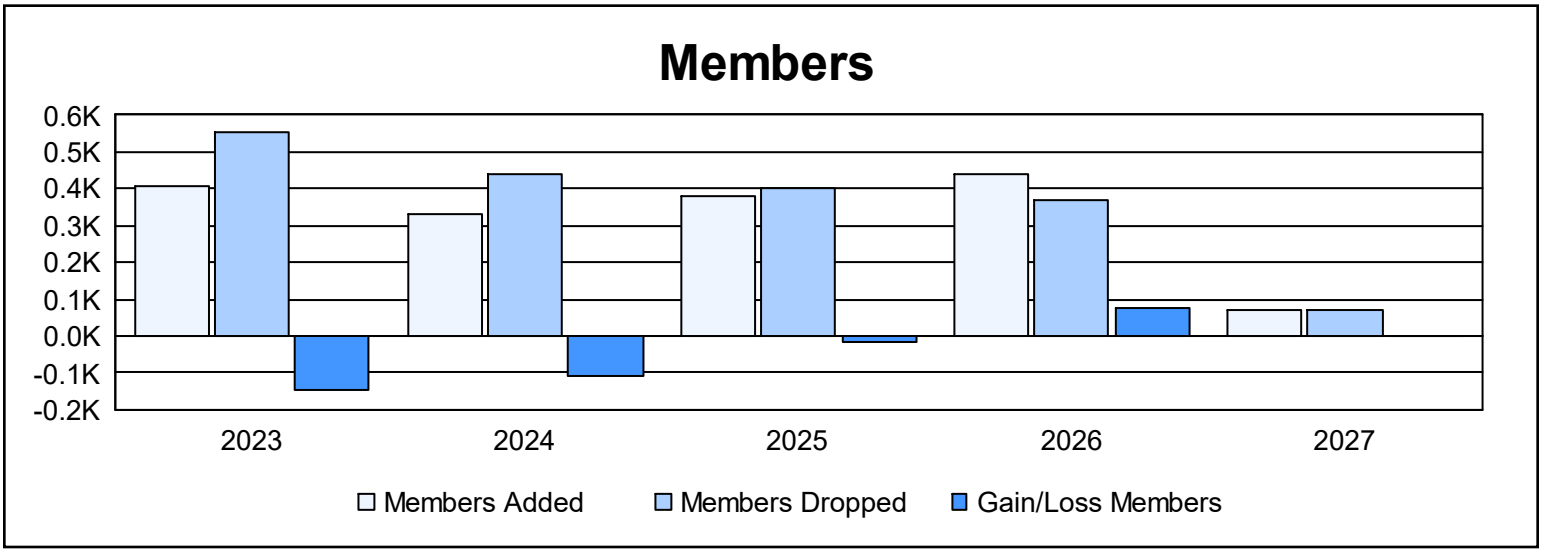

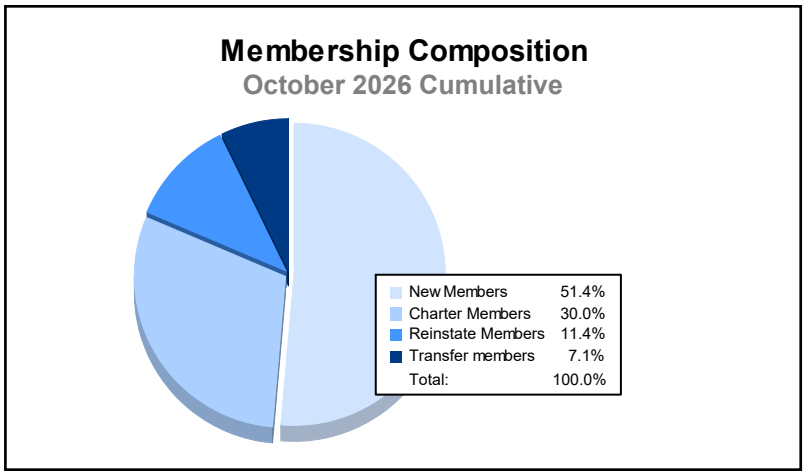
Membership Composition
October 2026 Cumulative
New Members 51.4%
Charter Members 30.0%
Reinstate Members 11.4%
Transfer members 7.1%
Total: 100.0%

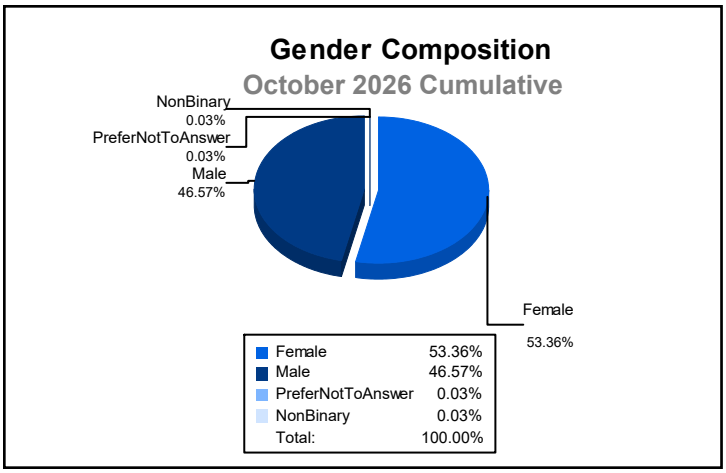
Gender Composition
October 2026 Cumulative
NonBinary
0.03%
PreferNotToAnswer
0.03%
Male
46.57%
Female
53.36%
Female 53.36%
Male 46.57%
PreferNotToAnswer 0.03%
NonBinary 0.03%
Total: 100.00%